



### District Report Card: 2017


<b>State:</b> Haryana	<b>District:</b> Gurgaon
<b>Class:</b> 3	<b>Subject:</b> Mathematics
<b>Schools:</b> 61	<b>Students:</b> 1071


### Participation/Coverage


#### Students

<div>GENDER</div> <div></div>	Boys				Girls			
	Number		%		Number		%	
	525		49.02		546		50.98	

<div>AREA</div> <div></div>	Rural				Urban			
	Number		%		Number		%	
	546		50.98		525		49.02	

<div>CATEGORY</div> <div></div>	SC		ST		OBC		GEN	
	Number	%	Number	%	Number	%	Number	%
	208	19.42	7	0.65	91	8.50	765	71.43

<div>CWSN</div> <div></div>	LD	VI	HI	S&LD	ID	Oth
	2	3	1	2	5	27

<div>Management</div> <div></div>	Government			Government-aided		
	Number		%	Number		%
	1051		98.13	20		1.87

### Average Performance of Students in Mathematics (%)

Overall	Gender		Area		Management		Social Group			
	Male	Female	Rural	Urban	Govt.	Aided	SC	ST	OBC	GEN
65.15	65.30	65.01	65.34	64.95	65.16	64.33	64.81	81.90	66.30	64.95

## Performance on Learning Outcomes (LOs)

Learning Outcomes	Description	Average Performance(%)
M301	Reads and writes numbers up to 999 using place value	60.17
M302	Compares numbers up to 999 based on their place values	76.66
M303	Solves simple daily life problems using addition and subtraction of three digit numbers with and without regrouping	58.17
M304	Constructs and uses the multiplication facts (up till 10) in daily life situations	67.51
M305	Analyses and applies an appropriate number operation in the situation/ context	60.04
M306	Explains the meaning of division facts by equal grouping/sharing and finds it by repeated subtraction	63.12
M309	Identifies and makes 2D-shapes by paper folding, paper cutting on the dot grid, using straight lines etc.	77.65
M311	Fills a given region leaving no gaps using a tile of a given shape	51.41
M312	Estimates and measures length and distance using standard units like centimeters or meters & identifies relationships	39.63
M317	Reads the time correctly to the hour using a clock/watch	79.37
M318	Extends patterns in simple shapes and numbers	59.32
M319	Records data using tally marks, represents pictorially and draws conclusions	76.75

Range of Performance of Students who Answered Correctly							
Below 30%		30% - 50%		50% - 75%		Above 75%	
Number	%	Number	%	Number	%	Number	%
107	9.99	173	16.15	379	35.39	412	38.47

## Lowest Performing Learning Outcomes (LOs)

- 1 - Estimates and measures length and distance using standard units like centimeters or meters & identifies relationships (39.63)
- 2 - Fills a given region leaving no gaps using a tile of a given shape (51.41)
- 3 - Solves simple daily life problems using addition and subtraction of three digit numbers with and without regrouping (58.17)
- 4 - Extends patterns in simple shapes and numbers (59.32)
- 5 - Analyses and applies an appropriate number operation in the situation/ context (60.04)